

SMART ANGANWADI VADODARA

VADODARA MAHANAGAR SEVA SADAN



**SMART ANGANWADI
VADODARA**



Presented by:

Shri. Manish Bhardwaj (IAS)

Municipal Commissioner

SMART Anganwadi Project

- An initiative under Smart City Project

❑ Easy-to-use mobile application to monitor and report Anganwadi activities related to reduction of under-nutrition.

❑ Track delivery and consumption of Milk, Fruit & Laddu.



❑ Monitor progress of kids on monthly basis (weight & height).



❑ Real-time Reporting of kids' progress (towards nutrition from under-nutrition).



Users of the Application

Three types of users:

1. Distribution Center Workers
2. Anganwadi Workers
3. VMC / ICDS Officers

Distribution Center Worker

Deliver Milk, Fruit & Laddu



Anganwadi Worker

- Confirm delivery
- Distribute milk/fruit/laddu
- Take consumption photos
- Update monthly Measurements



VMC / ICDS Officers

View Reports and Monitor Progress



How it Works

❑ Distribution Center Workers

1. Verify & update quantity of Milk, Fruit & Laddu from Mobile.
2. Take photo of delivery van loaded with Milk, Fruit & Laddu.

❑ Anganwadi Workers

1. Confirm that Milk, Fruit & Laddu are delivered.
2. Distribute Milk, Fruit & Laddu to all kids and confirm with photos.
3. Update Weight/Height of kids at the time of monthly measurements.

❑ VMC / ICDS Officers

1. View kids in Red, Yellow and Green zones.
2. Detailed progress reports/graphs of kids.
3. Monthly Progress Reports (MPR) of Anganwadis.
4. Reports of delivery confirmation at Anganwadis.



App Walkthrough



**SMART ANGANWADI
VADODARA**

*** Mobile Phone provided to all Anganwadi workers under CSR activities**



Home Screen

SMART ANGANWADI VADODARA



85: Akota Navawas



Anganwadi User Screen



Anganwadi Milk Consumption Screen

< Red-Yellow Zones... 

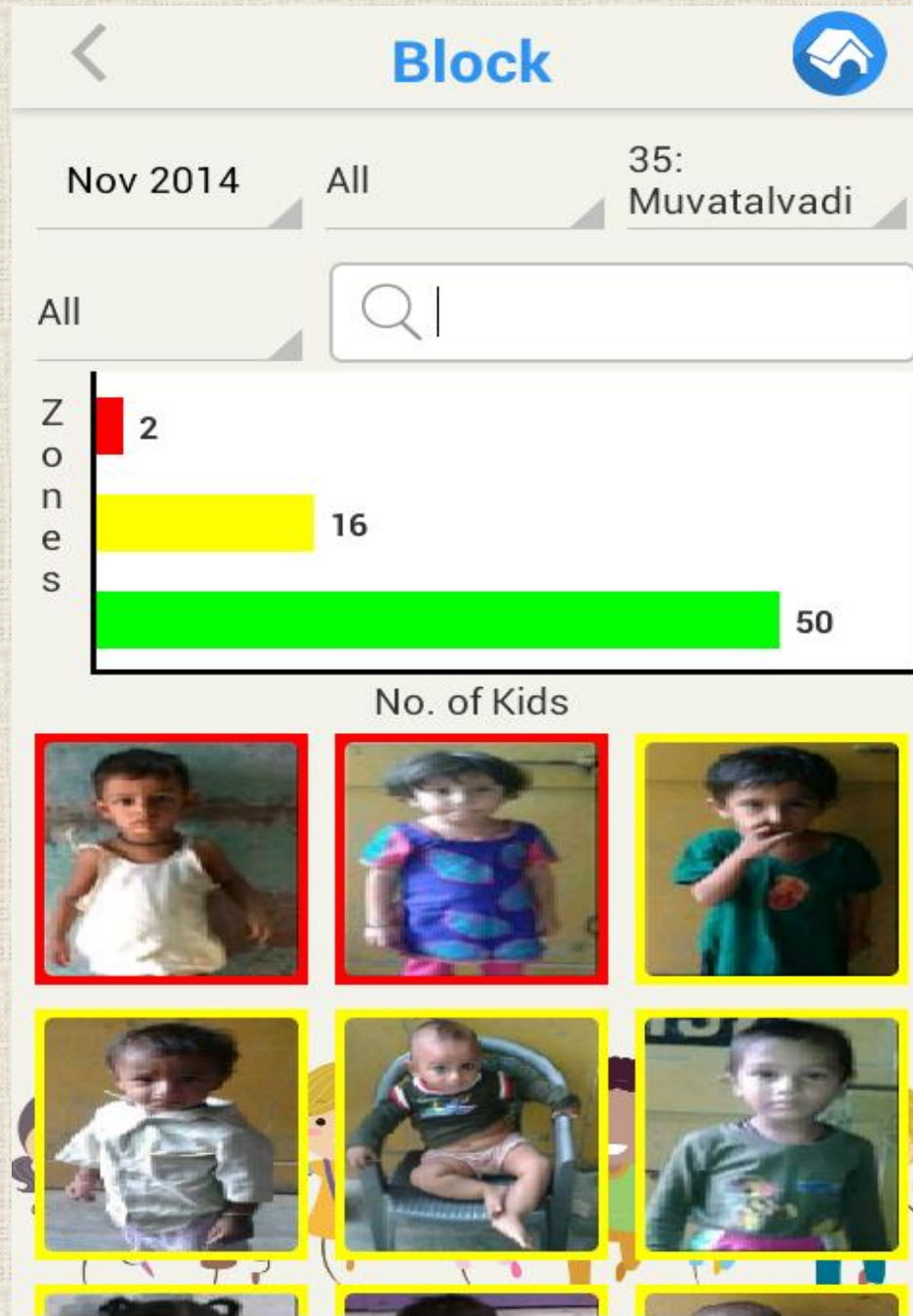
 Take Group Photo



Special focus on RED & YELLOW




Admin Report Screen (Summary)



Admin Report Screen (Detail)

Kid details

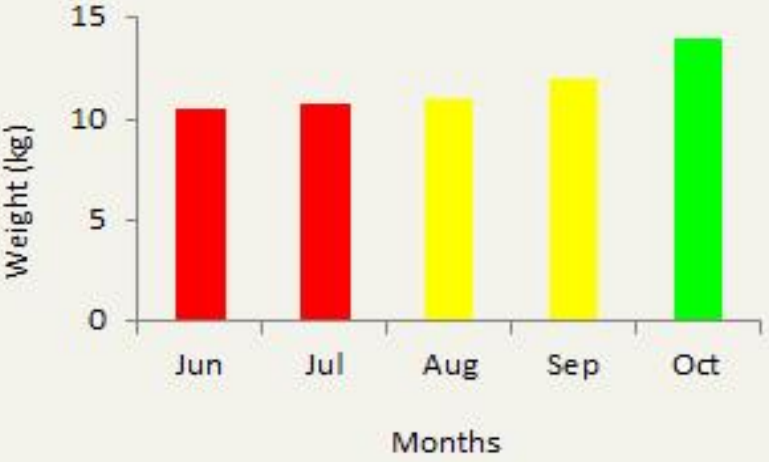


Anjum Malek
Age: 4
Enrolled on: 29/10/2010
Current Zone ■
Last recorded on: 01/08/2014

Click to change Photo ✓ ✕

Weight Kg

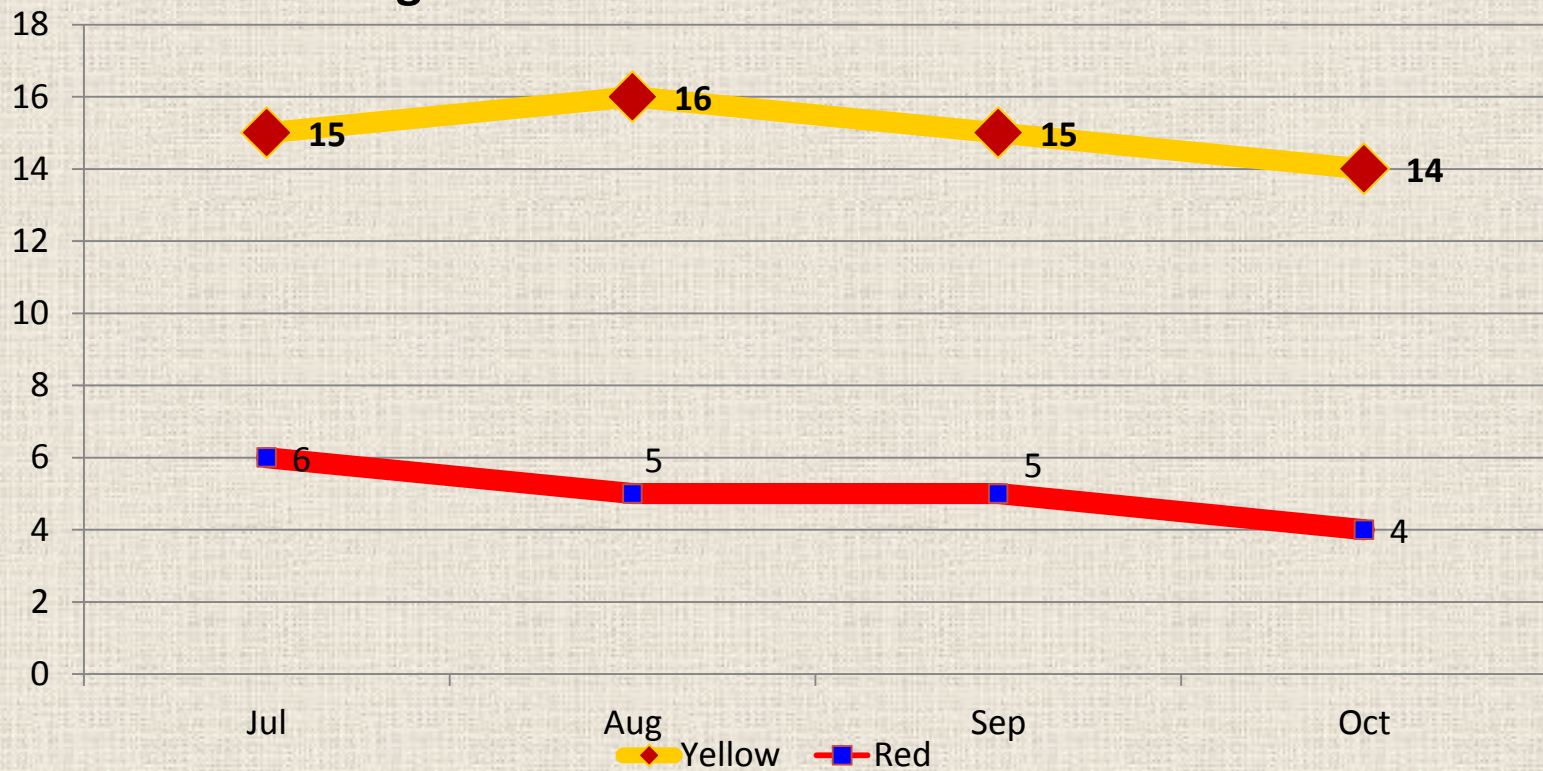
Height Cms



Month	Weight (kg)
Jun	10.5
Jul	10.8
Aug	11.2
Sep	12.0
Oct	14.0

Graphical Progress Report

Periodic Report for Red and Yellow Anganwadis: Akota Navawas & Navi Ramwadi

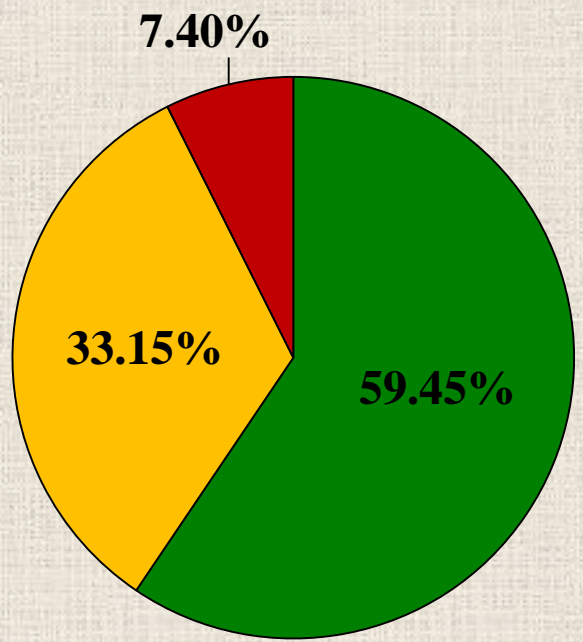


Statistics

Anganwadis (for Milk Project)	87
Children	7201
Times Served (Twice a week)	32
Expenditure	11.21 lac
Reduction of children in RED Zone	326
Reduction of children in YELLOW Zone	868
Mobiles provided by Donor	87

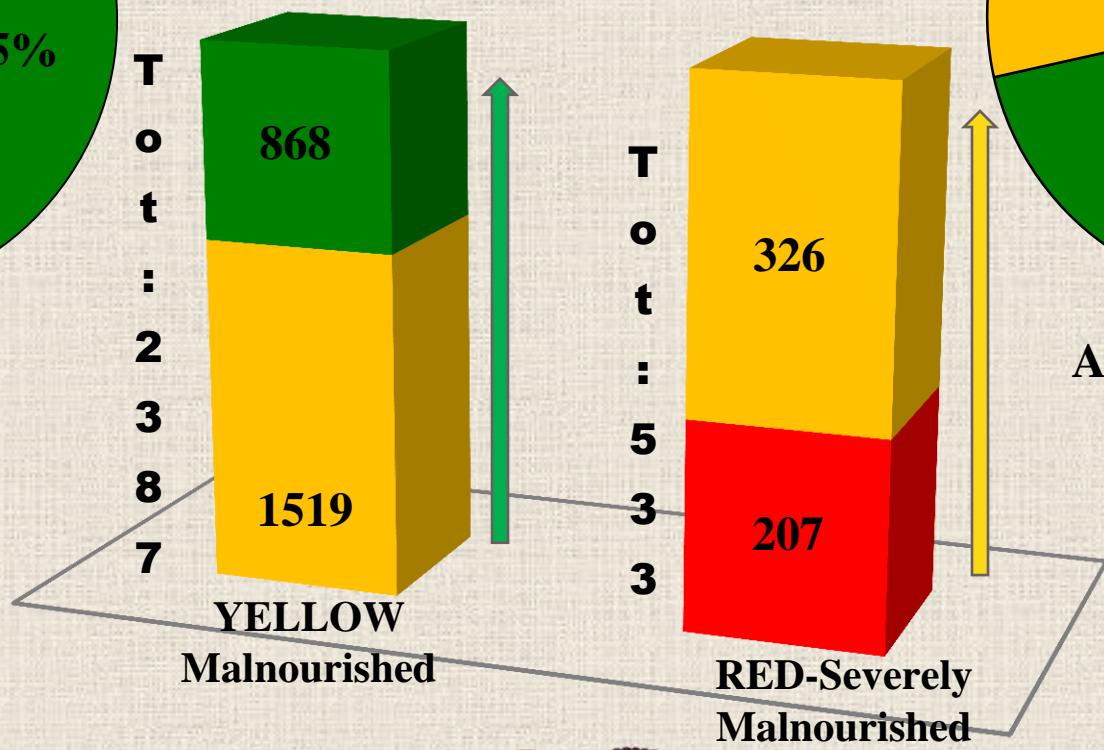


BEFORE MILK PROGRAM

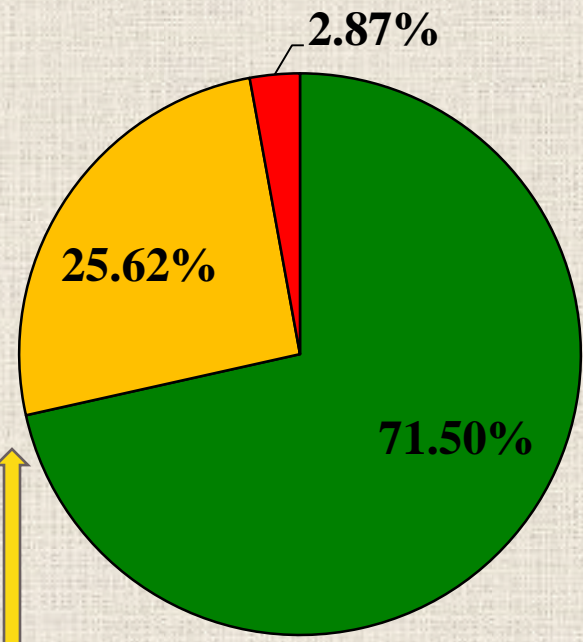


As on 18th Jul 2014

IMPROVEMENT IN NUTRITION



AFTER MILK PROGRAM



As on 14th Nov 2014





T h a n k Y o u

